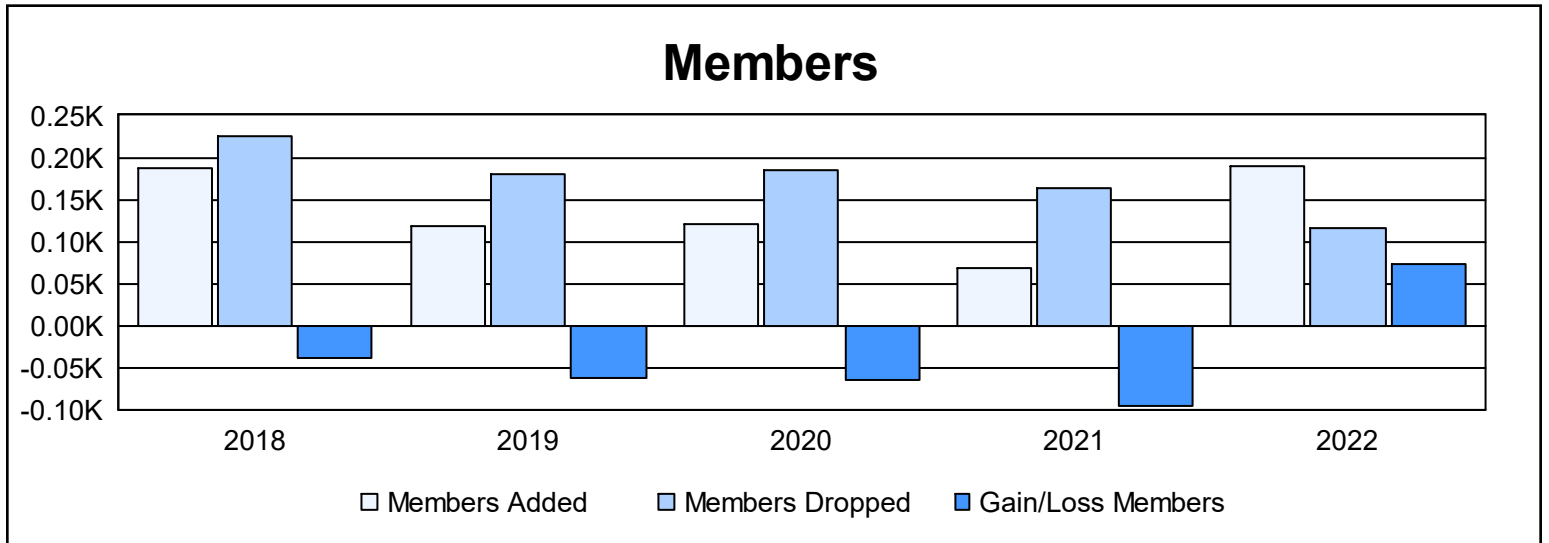
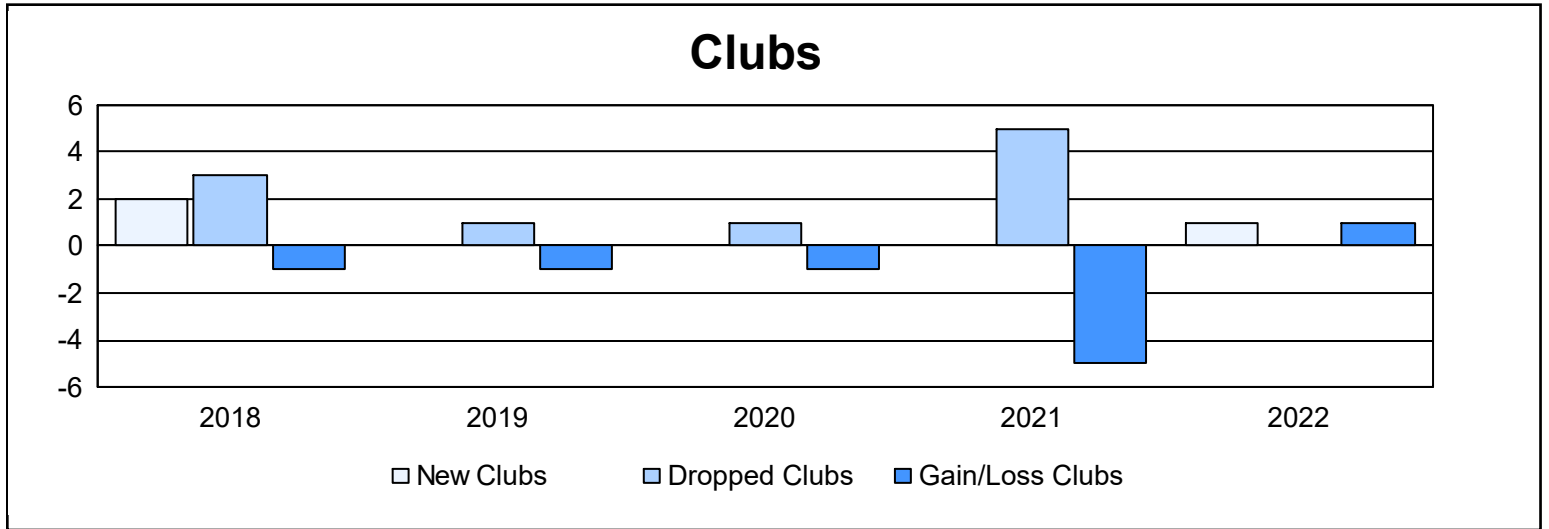
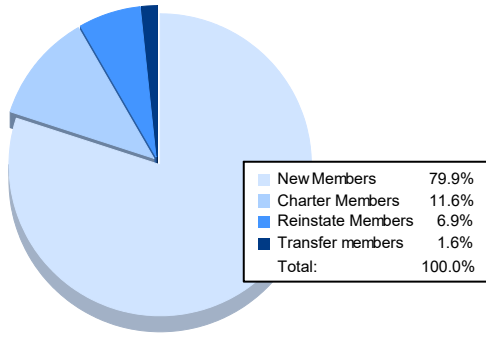


Year	New Clubs	Dropped Clubs	Gain/ Loss Clubs	New Members	Charter Members	Reinstate Members	Transfer Members	Total Member Added	Total Members Dropped	Gain/ Loss Members
2017-2018	2	3	-1	131	50	4	1	186	225	-39
2018-2019	0	1	-1	111	0	3	3	117	179	-62
2019-2020	0	1	-1	97	7	1	15	120	185	-65
2020-2021	0	5	-5	61	4	3	0	68	164	-96
2021-2022	1	0	1	151	22	13	3	189	115	74
<b>Average</b>	<b>1</b>	<b>2</b>	<b>-1</b>	<b>110</b>	<b>17</b>	<b>5</b>	<b>4</b>	<b>136</b>	<b>174</b>	<b>-38</b>



### Membership Composition June 2022 Cumulative



### Gender Composition June 2022 Cumulative

